

SuperLife UK pension transfer scheme

Global Bond ETF Fund

This fund update replaces the fund update for the quarter ended 31 December 2017 that was first made publicly available on 26 January 2018. Note 2 has been updated to refer to 7 December 2017 changes to the total management and administration charges.

Fund update for the quarter ended 31 December 2017

This fund update was first made publicly available on 5 February 2018.

What is the purpose of this update?

This document tells you how the Global Bond ETF Fund has performed and what fees were charged. The document will help you to compare the fund with other funds. Smartshares Limited prepared this update in accordance with the Financial Markets Conduct Act 2013. This information is not audited and may be updated.

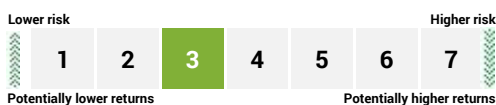
Description of this fund

The Global Bond ETF Fund invests in the Smartshares Exchange Traded Funds' Global Bond Fund.

Total value of the fund:	\$7,178
Number of investors in the fund:	3
The date the fund started:	11 November 2015

What are the risks of investing?

Risk indicator for Global Bond ETF Fund ¹



The risk indicator is rated from 1 (low) to 7 (high). The rating reflects how much the value of the fund's assets goes up and down. A higher risk generally means higher potential returns over time, but more ups and downs along the way.

To help you clarify your own attitude to risk, you can seek financial advice or work out your risk profile at www.sorted.org.nz/tools/investor-kickstarter.

Note that even the lowest category does not mean a risk-free investment, and there are other risks that are not captured by this rating.

This risk indicator is not a guarantee of a fund's future performance. The risk indicator is based on the returns data for 5 years to 31 December 2017. While risk indicators are usually relatively stable, they do shift from time to time. The risk indicator will continue to be updated in future fund updates.

Other specific risks

There are other risks that may increase the risk to returns for investors, which are not reflected in the risk indicator. These risks include active management risk. In particular, the fund invests in an actively managed fund, the investment manager of which buys and sells financial products based on its own assessment of what is happening in the market. There is a risk that the investment manager selects investments for the actively managed fund that result in the Global Bond ETF Fund achieving a return that is lower than its investment objective.

There is also a risk that changes to the UK's rules for recognised overseas pension scheme (ROPS) limit your ability to withdraw your investments or affect the UK tax you pay on your investment. We will not be liable for any loss you may suffer if this happens.

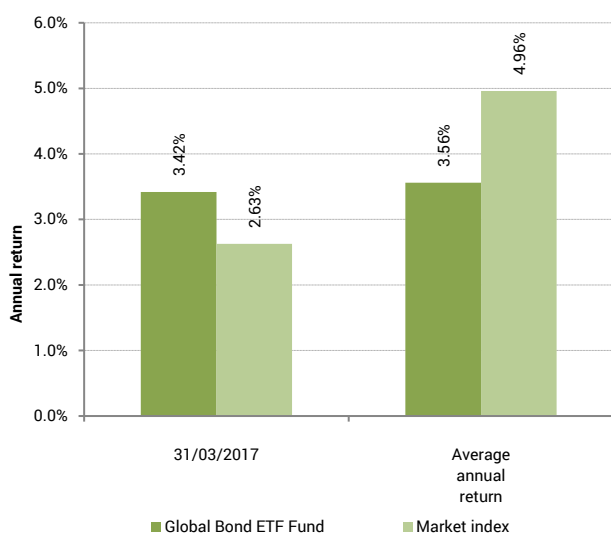
See the 'Other Information' document on the offer register at www.business.govt.nz/disclose for further information about the risks of investing in the SuperLife UK pension transfer scheme.

How has the fund performed?

	Past year
Annual return (after deductions for charges and tax)	4%
Annual return (after deductions for charges but before tax)	4.59%
Market index annual return (reflects no deduction for charges and tax)	4.02%

The market index annual return is based on the annual return of the Barclays Global Aggregate Index (100% hedged to the New Zealand dollar). Additional information about the market index is available in the 'Other Information' document on the offer register at www.business.govt.nz/disclose.

Annual return graph



This shows the return after fund charges and tax for each year ending 31 March since the fund started. The last bar shows the average annual return since the fund started, up to 31 December 2017.

Important: This does not tell you how the fund will perform in the future.

Returns in this update are after tax at the highest prescribed investor rate (PIR) of tax for an individual New Zealand resident. Your tax may be lower.

What fees are investors charged?

Investors in the Global Bond ETF Fund are charged fund charges. In the year to 31 March 2017 these were:

	% per annum of fund's net asset value
Total fund charges	0.49% ²
Which are made up of:	
Total management and administration charges	0.49% ²
Including:	
Manager's basic fee	0.27%
Other management and administration charges	0.22%
Total performance-based fees	0.00%
Other charges	Dollar amount per investor
Administration fee	\$60 per annum

Investors may also be charged individual action fees for specific actions or decisions (for example, for transferring money into the scheme from a UK pension scheme). See the Product Disclosure Statement for the SuperLife UK pension transfer scheme for more information about those fees.

Small differences in fees and charges can have a big impact on your investment over the long term.

Example of how this applies to an investor

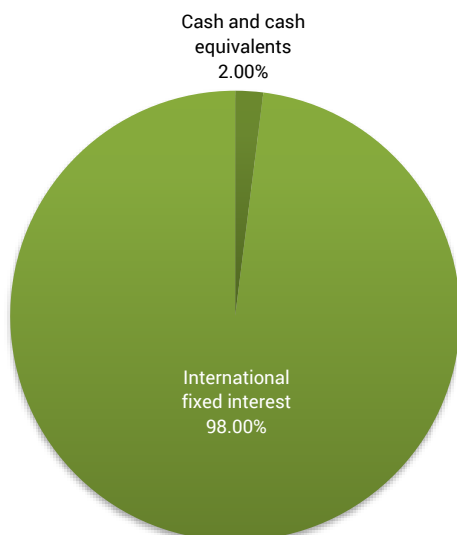
Jess had \$10,000 in the fund and did not make any further contributions. At the end of the year, Jess received a return after fund charges were deducted of \$400 (that is 4% of her initial \$10,000). Jess paid other charges of \$60. This gives Jess a total return after tax of \$340 for the year.



What does the fund invest in?

Actual investment mix

This shows the types of assets that the fund invests in.



Target investment mix

This shows the mix of assets that the fund generally intends to invest in.

Asset Category	Target asset mix
Cash and cash equivalents	-
New Zealand fixed interest	-
International fixed interest	100.00%
Australasian equities	-
International equities	-
Listed property	-
Unlisted property	-
Commodities	-
Other	-

Top ten investments

Name	% of fund's net asset value	Type	Country	Credit rating (if applicable)
Government of Italy 30/04/18 0.00% GB	5.61%	International fixed interest	Italy	BBB
Government of Japan 22/01/18 0.00% GB	4.23%	International fixed interest	Japan	A+
BNP Paribas A/C USD	3.03%	Cash and cash equivalents	United States	AA-
Government of Italy 31/01/18 0.00% GB	2.27%	International fixed interest	Italy	BBB
United States Treasury 15/01/25 0.25% ILB	2.26%	International fixed interest	United States	AA+
United Kingdom of Great Britain and North Ireland 22/01/21 1.50%	1.39%	International fixed interest	United Kingdom	AA
United Kingdom of Great Britain and North Ireland 22/01/45 3.50%	1.30%	International fixed interest	United Kingdom	AA
Federal Home Loan Banks 05/02/18 0.00% GB	1.29%	International fixed interest	United States	
Credit Agricole SA 19/09/33 8.125% CB	1.27%	International fixed interest	France	BBB
Nykredit Realkredit AS 01/10/47 2.00% SF	1.26%	International fixed interest	Denmark	AAA

The top 10 investments make up 23.91% of the fund's net asset value.



Currency hedging

The fund's foreign currency exposure is not hedged, but the fund invests in the Smartshares Exchange Traded Funds' Global Bond Fund which foreign currency exposure is hedged to the New Zealand dollar, and hedging levels will vary between 95% and 105%.

Key personnel

This shows the directors and employees who have the most influence on the investment decisions of the fund:

Name	Current position	Time in current position	Previous or other positions	Time in previous / other position
Paul James Baldwin	Director	1 year	Head of NZX Wealth Technologies - NZX	1 year and 5 months
Michael John Chamberlain	Head of SuperLife Funds Management - NZX	2 years and 11 months	Director - SuperLife	18 years and 6 months
Guy Roulston Elliffe	Director	2 years and 1 month	Corporate Governance Manager - ACC	2 years and 8 months
Mark John Peterson (new)	Director	2 months	Chief Executive Officer - NZX	1 year
Alister John Williams	Director	2 years and 1 month	Investment Manager - Trust Management	2 years and 11 months

Further information

You can also obtain this information, the Product Disclosure Statement for the SuperLife UK pension transfer scheme, and some additional information, from the offer register at www.business.govt.nz/disclose.

Notes

- 1 Market index returns (as well as actual returns) have been used to complete the risk indicator, as the fund has not been in existence for 5 years. As a result, the risk indicator may provide a less reliable indicator of the potential future volatility of the fund. The risk indicator for the fund uses 2 years and 11 months of market index returns.
- 2 On 7 December 2017, the total management and administration charges changed to 0.60% per annum. As a result, the total fund charges will be different in the year to 31 March 2018.